

Living with Hazardous Waste?



Definition of Hazardous Waste:

According to the Environmental Protection Agency, a chemical is considered to be hazardous if the waste exhibits any of the following characteristics:

Ignitability-creates fire under certain conditions or spontaneously combusts.


Corrosivity-contains acids or bases that corrode metal.

Reactivity-is unstable under "normal" conditions and can cause explosions, toxic fumes or vapors when mixed with water.

Toxicity-harmful or fatal when ingested or absorbed.

Hazardous Wastes in the Home...

- Spot Remover
- Lighter Fluid
- Paint Stripper
- Pesticides
- Furniture Polish
- Nail Polish
- Nail Polish Remover
- Drain Openers
- Scouring Powders
- Oven Cleaners
- Toilet Bowl Cleaner
- Adhesives, like "Super Glue"
- Caulk
- Mothballs
- Paints and Thinners
- Swimming Pool Chemicals
- Furniture Polishes



What can you do about hazardous waste?


1. Always read labels carefully before purchasing a product to be sure it is what you need.
2. Buy only what you will need, and use substitutes whenever possible. See reverse side of sheet for safer alternatives.
3. Follow the directions on the label carefully, and protect skin and eyes when necessary.
4. Always keep hazardous substances out of reach of children and pets.
5. Try to find someone else to use your unwanted material (i.e. Donate leftover paint to a local charity).
6. Do not dispose of materials down a storm sewer, and do not burn/bury empty containers.
7. If you do decide to store leftover material, read the label carefully to determine the best storage solution.

8. For more information on hazardous/non-hazardous waste disposal, contact the Wood County Solid Waste District to receive a copy of the Household Recycling Guide.

Wood County Solid Waste Management District
419-354-9297 • www.wcswmd.org

Alternatives to Hazardous Wastes in Your Home


Recipes for a Clean Home:



- **Window Cleaner...**Mix 2 tbsp. of vinegar and 1 quart of water in a spray bottle. Spray on windows and use newspaper to wipe off.
- **Drain Cleaner...**Pour boiling water down the drain. Use a plunger or a metal "snake" to remove clogs.
- **Oven Cleaner...**Mix together: ¼ cup of baking soda and 2 tbsp. of salt with enough hot water to make a paste. Apply paste to oven and leave on for 5 minutes before wiping off. Caution: Keep the paste off of wires/heating elements. *For baked on grease, leave ¼ cup of ammonia in a dish in the oven overnight to loosen, then scrub with baking soda.
- **Spot Remover...**Immediately soak item in cold water, lemon juice, or club soda.
- **Carpet Odors...**Sprinkle with baking soda, let sit overnight, and vacuum.
- **Household Cleaner...**Mix together: ¼ cup of baking soda, ½ cup of borax, ½ cup of vinegar, and 1 gallon of water.
- **Toilet Bowl Cleaner...**Pour ¼ cup of baking soda into bowl and drizzle with vinegar. Allow to sit for ½ hour and then scrub before flushing.
- **Floor Cleaner...**Mix ½ cup of white vinegar with 1 gallon of warm water. Skim milk can be used as a floor polisher.
- **Furniture Polish...**Mix 2 tsp. of lemon oil and 1 pint of mineral oil in a spray bottle. Spray on wood furniture and wipe clean. Toothpaste can be used on wood furniture to remove water marks.

Recipes for Pest Control:

- **Mothballs...**Use cedar chests for storage or place cedar chips around clothes.
- **Ant Repellent...**Instead of insecticide, sprinkle chalk or talcum powder around edge of house or room. 80-90% of ants will not cross a chalk line. Caulk openings where ants enter your home.
- **Herbicides...**Hand pull weeds and use mulch to keep weeds from growing. Can also use biological controls such as praying mantises. Vinegar can be poured on unwanted grass that is growing between sidewalk cracks.
- **Houseplant Insecticide...**Spray soapy water on leaves and then rinse.
- **Roach Repellent...**Close openings in house. Seal all food containers. Boric acid is a proven, less toxic roach control product. However, be sure to sprinkle a fine dusting of boric acid in hard to reach places where children and pets will not be exposed to it.
- **Fly Control...**To minimize flies in your home, eliminate breeding areas by securing the lids on trash cans, removing pet waste from yard on a daily basis, and disposing of rotting food properly. Screen windows and doors.
- **Mosquito Control...**Eliminate mosquito breeding areas by removing standing water from property. Screen windows and doors. Encourage mosquito predators such as birds, frogs, dragonflies, and bats. Use citronella oil to repel mosquitoes.
- **Flea control...**Vacuum house and clean pet bedding on a regular basis. Use a flea comb on your pet and give your pet regular baths. Minimize the use of flea collars, and check with your veterinarian for alternative flea control measures.



Wood County Solid Waste Management District
419-354-9297 • www.wcswmd.org